



HE400se
(Stealth Magnets Version)

Owner's Guide





Message from the Founder

Thank you for your purchase of a HIFIMAN product. We take great pride in offering audio products that provide best-in-class performance and value.

Though it seems like only yesterday when I started HIFIMAN as a passionate audiophile, we just finished our first decade in business and eagerly look forward to an exciting future. The company continues to grow at a rapid pace, and I'm proud to say that the HIFIMAN brand is one of the most respected in the industry.

Even with our success, the one thing that has not changed is my passion for music and creating products that help recreate the experience of a live performance. My team shares this passion, and we, in turn, humbly share that with you.

Thank you again for your purchase. I hope you will find this guide useful in learning about your new HIFIMAN product. I'm confident that it will bring you countless hours of listening pleasure.

Happy listening,

Fang

Dr. Fang Bian,
Founder and CEO

Product Overview

The HIFIMAN HE400se is an open-backed headphone with specially designed planar magnetic drivers. Connection is made via the supplied cable with screw-on connectors using separate ground leads for each channel to minimize crosstalk between the channels.

Using single-ended drivers, HE400se delivers a lifelike soundstage and spatial imaging. Its increased efficiency of 91dB allows it to be driven with a modest size amplifier or even be used with a portable audio player or smart phone.

HE400se is 30% lighter than comparable planar magnetic headphones allowing the listeners to comfortably enjoy music for hours on end. In addition, a newly-designed headband and beveled hybrid earpads provide added comfort as well as improved sound quality.

Specifications

- Frequency Response: 20Hz - 20kHz
- Impedance: 32Ω
- Efficiency: 91dB
- Weight : 385g

Accessories

- Headphone Cable (1.5 meter or 4.9 Feet; 3.5mm plug)
- Earpads: 1 pair (on the headphone)
- ¼”(6.35mm) headphone adapter

Note: The HE400se is designed to be used with its earpads on at all times. If for some reason, you need to remove the earpads, please replace them as soon as possible.

Outstanding Sound Quality

Compared to traditional dynamic headphones, the planar magnetic technology offers largely superior sounding experience in terms of quality and soundstage. Dynamic headphones utilize conductors that vibrate in select areas of the diaphragm. This results in a large percentage of the diaphragm that cannot be directly driven by those conductors. Planar magnetic headphones are fundamentally different and operate on a different technical principle. Firstly, the weight of the planar headphones (conductors + diaphragm) is much lower than the dynamic ones. This results in planar headphones' superior performance in treble.

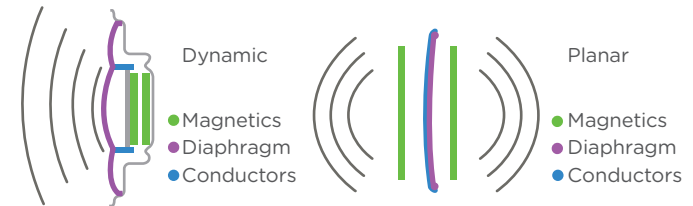
$$f_{hi} = \frac{1}{2\pi} \sqrt{\left(\frac{1}{m_1} + \frac{1}{m_2}\right)} s_n$$

fh: upper frequency bound
 m1: mass of diaphragm
 m2: mass of conductor traces

A smaller mass from either the diaphragm or conductor traces results in a higher upper frequency bound.

Planar headphones have conductive layers distributed throughout the surface of diaphragm. The diaphragm is evenly driven by the magnetic force so that planar headphones have significantly lower distortion when compared with conventional dynamic headphones.

This lower distortion results in better overall reproduction of minute details. Instrumental positioning and imaging are improved, and the headphone has very natural soundstaging capabilities.



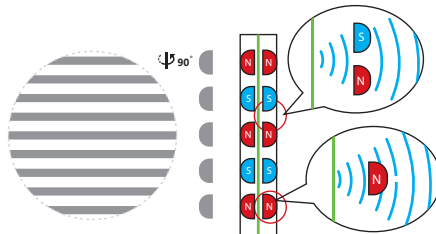
Acoustically Invisible Stealth Magnets



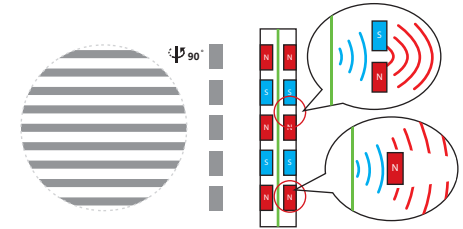
The advanced magnet design used on the HE400se, aims to be acoustically transparent, dramatically reducing wave diffraction turbulence which degrades the integrity of the sound waves. The result is reduced distortion, yielding a purer, more harmonious sound that is audibly so.



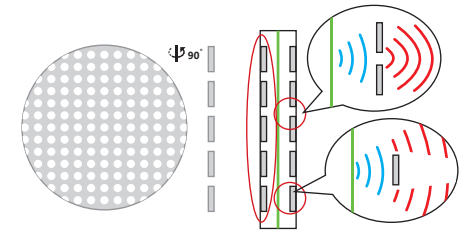
Unlike the sound waves created by a conventional magnet, the special shape of stealth magnet enables the waves to pass through the magnet without generating interference.



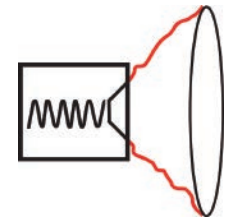
Degradation of sound quality in a conventional planar magnetic headphone is caused by the magnets getting in the way of the sound wave.



The same happens in conventional electrostatic headphone, the degradation of sound quality caused by the stator's interference.



A conventional dynamic driver's frequency response can be altered due to distortions and vibrations across the diaphragm surface.



HE400se

HEADPHONES



Stealth Magnets
Design



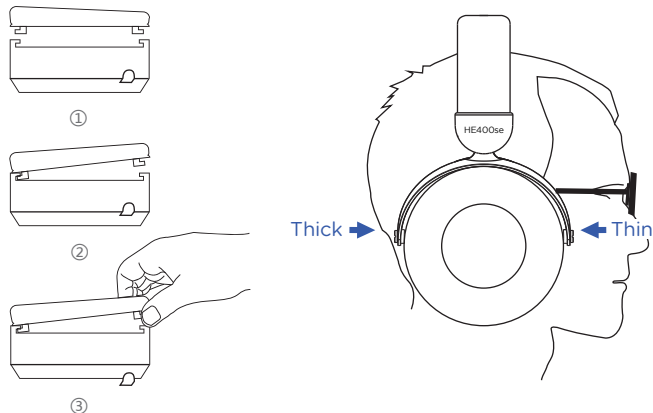
Headband Adjustment

If the top of the headband does not touch your head, move the sliding black block on each side of the headband so that the headband rests on top of your head.



Earpad Design and Replacement

The HE400se earpad is a beveled design with varying thicknesses to conform to the human head. Should you need to remove and reinstall the earpad (i.e. for replacement) keep the thinner part on the front side of the ear cup and thicker part on the back. Fit the mounting flange onto the rim of the ear cup. Then press around the mounting flange to make sure the earpad snaps into place.



Set-up and Operation

1. To obtain optimum performance, please allow at least 150 hours of constant use for break-in of your new headphone. This break-in period does not have to be at high volume.
2. The connectors utilize 3.5mm mini plugs on the headphone side. Push the connector straight onto the socket. Repeat the process with the other mini plug connector.
3. The supplied cable adapter with the large $\frac{1}{4}$ " (6.35mm) jack is connected with the typical headphone output of an amplifier or even better with a headphone amplifier. Please be aware that many home amplifiers will switch off the loudspeaker output when a headphone is connected.
4. To clean your headphone, please use a soft, slightly damp cloth only. Do not use any detergents and make sure not to let any fluid enter the open sides of the headphone. The leather headband can be maintained using standard leather care products. When your earpads become worn and no longer offer a good connection to your head, you should replace them with new ones which can be supplied from your dealer, or head-direct.com. Note: The internal drivers do not require maintenance. Any attempt to remove or modify them will void your warranty.

HIFIMAN Limited Warranty

Your product is warranted for a period of one year beginning with the original date of purchase. If you join HIFIMAN on Facebook, your product warranty will be extended for an additional six months. Please contact HIFIMAN customer service if you need any assistance.

The dated sales or delivery receipt is your proof of purchase. You may be required to provide proof of purchase as a condition of receiving warranty service so please keep it handy.

If your product is under warranty and malfunctions occur, please contact HIFIMAN customer service or your authorized dealer. If necessary, and at the discretion of HIFIMAN, the company will provide a warranty repair or replacement of your product.

Caution: do not disassemble or modify the product in any way. Tampering with or modifying your HIFIMAN product will void its warranty.

This Limited Warranty does not apply to :

1. Defective or discolored parts if the damages are caused by fluids, dirt, missing keys, broken plastic parts or improper use.
2. Damage caused by misuse with another product.
3. Use of the product for other than its normal intended use, including, without limitation, failure to use the product in accordance with the supplied "Owner's Guide"
4. Damage caused by accident, abuse, neglect or misuse.
5. If you do not have a valid dated receipt showing proof of purchase.
6. Damage caused by services/repairs or other modifications to the system carried out by anyone other than HIFIMAN or an authorized HIFIMAN distributor or dealer.
7. Damage caused by self-repair or if the unit has been disassembled or modified in any way.

HIFIMAN guarantees your satisfaction and will do everything reasonable to achieve that. If you have any questions or concerns with your product, simply contact your authorized dealer or HIFIMAN directly (if purchased from us) and explain the issue in detail. Should a return be required, a RA# will be issued. Return shipping to HIFIMAN or authorized service facility will be at the owner's expense.

The warranty applies to the first purchaser and is not transferable. Should you need warranty service please contact your authorized HIFIMAN dealer. Or email us directly at customerservice@HIFIMAN.com

If you have any concerns with your product: please contact us to explain the issue in detail. If a return/refund is required, a RA# will be issued. Return shipping to HIFIMAN or authorized service facility is done at the owner's expense.

For any further information or questions, please contact your authorized HIFIMAN dealer. Or email us directly at customerservice@HIFIMAN.com.



facebook.com/hifimanelectronics



twitter.com/hifimanofficial



www.hifiman.com

HIFIMAN
Innovating the Art of Listening